



Entris<sup>®</sup> II

Laboratory Balances

Simplifying Progress

SARTORIUS



SARTORIUS

iso CAL

Max 220 g  
d= 0.1mg

0.0000



T

g

# Entris® II – Best Value in its Class for Basic Weighing Tasks

Every Sartorius balance offers quality, value, and consistency

No matter what you're weighing, the new Entris® II balance is always the right choice. Offering unrivalled value and backed by almost 150 years of German engineering expertise, the Entris® II comes in two product lines, so you can find the balance that meets your specific weighing needs.



Our Entris® II Essential line is the only balance in its class offering isoCAL, LED touch technology, and 12 built-in applications at a budget price. With over 40 models from which to choose, you will surely find a model to meet your basic weighing needs.

Our Entris® II Advanced line gives you additional value to the Entris® II portfolio, with over 38 models offering benefits such as real-time level support, integrated protection systems, CalAuditTrail, a graphic touch display and 13 built-in application programs.

Read on to learn why the Entris® II has the best value in its class for basic weighing tasks.





# Quality, Value and Consistency

For accurate weighing results you can trust  
time after time

## Highest quality standards, engineered in Germany

- Highly accurate results year in and year out
  - guaranteed via monolithic weigh cell technology, invented by Sartorius
- Fastest stabilization time in its class
  - using state-of-the-art weighing sensors
- Best repeatability
  - with rectangular weighing pan
- Overload protection
  - rugged design weighs up to a pre-set amount
- Guaranteed reliability
  - with the self-test “@start”
- Made in Germany

## Easy clean for operational efficiency and durability

- High chemical resistance
  - ensured using parts made from hard-wearing polybutylene terephthalate (PBT), stainless steel and glass
- Prevents cross contamination
  - with wipe clean design and easy-to-remove parts

## Effective draft shield

- Minimizes weighing errors caused by electrostatically charged samples
  - using specially coated glass parts


## Added value for the Entris® II Advanced line:

Built-in real-time level support

- Simplifies balance leveling
  - with an internal electronic level sensor that continuously monitors for proper leveling, alarm messaging when it isn't leveled, and interactive user guidance

Integrated protection systems

- Increases reliability of weighing results
  - with 3 configurable levels to determine valid weighing data and ensure only valid data is transferred to external devices



# Innovations in this Weighing Class

For efficient, user-friendly operation



## isoCAL (internal calibration and adjustment) for total assurance of accurate weighing results

- Optimal accuracy and operating convenience
  - using fully automated internal temperature and time-controlled calibration and adjustment feature, unique in this weighing class
- Assures (SOP) compliant operation
  - with self-notification if calibration is outside the normal range



## Hybrid screen for excellent readability and use

- Combines intuitive, wear resistant LED and touch technology
  - provides an easy and clear structured user interface

### Added value for the Entris® II

#### Advanced line:

Even easier usability with graphic touch display



## Data output for dynamic weighing applications

- Configurable time interval for data output



### Added value for the Entris® II

#### Advanced line: CalAuditTrail

Provides gapless documentation

- with automatic documentation of calibration processes, calibration trigger, and date and time stamp

## Plug-and-play convenience

- Automatically detects Sartorius accessories (e.g. printer, second display)
- Real "PC-direct feature" for easy connection to a PC to transfer weighing data directly into spreadsheets or documents such as Microsoft® Excel or Word

## Easily adapts to your ambient conditions

- With just one click on the home screen



# Universal Application

For future-proof assurance

## The right model for each and every task

Finding the right model to suit any weighing application is simple. Our Entris® II Essential line offers a range of 40 models (the largest portfolio in its class), while our Entris® II Advanced line offers an additional 38 models. Depending on the model you choose, your weighing range can start as low as 60 g and go up to 12,200 g, with a readability from 0.1 mg to 1 g.

**Added Value for the Entris® II  
Advanced line:**  
Expanded Weighing ranges

Readability	Basic Essential Line – BCE	Basic Advanced Line – BCA
0.1 mg	60 g, 120 g, 220 g	60 g, 120 g, 220 g, 320 g
1 mg	220 g, 320 g, 420 g, 620 g, 650 g	220g, 320 g, 420 g, 620 g, 1,200 g
10 mg	620 g, 820 g, 1,200 g, 2,200 g, 3,200 g, 4,200 g, 6,200 g	820 g, 1,200 g, 2,200 g, 3,200 g, 4,200 g, 6,200 g
0.1 g	2,200 g, 5,200 g, 8,200 g	2,200 g, 5,200 g, 8,200 g, 10,200 g, 12,200 g
1.0 g	6,200 g, 8,200 g	-

## Built-in applications with GLP | GMP compliant printout | data output

- Weighing | Dosing
- Counting
- Percentage weighing
- Mixing | Net Total
- Components | Totalizing
- Animal weighing
- Calculation | Free Factor
- Density determination
- Statistics
- Peak hold
- Check weighing
- Mass unit conversion
- Underfloor weighing for bigger samples

**Added value for the Entris® II  
Advanced line:**  
Pipette smart test





### Weighing chamber (where applicable)

- Highest usable weighing chamber height for easy handling of even large containers
- Convenient access to weighing pan
- Easy-to-(re)move top and side sliding doors
- Draft shield can be removed completely

### Modern, up-to-date connectivity methods

- Future-proof USB Type C interface
- Industry-proof RS232 9-pin interface
- Backwards compatibility (by using RS232 port)

### Added value for the Entris® II Advanced line:

- Enables multiple connection to external devices via a second USB Type C interface
- Enables transfer of data (such as weights, calibration reports) to USB Stick
- Allows individualized printouts for up to 6 unique profiles

### 8 built-in languages for international operation

- English, German, French, Italian, Spanish, Portuguese, Russian, Polish

### Added value for the Entris® II

**Advanced line:** Chinese, Japanese, Korean, Turkish, Hungarian

### Password protection for secure operation

- Protects the balance against unintentional changes

### Added value for the Entris® II Advanced line:

Controlled access to balance settings with User Management



# Entris® II – Technical Specifications

## Analytical balances

Model	Weighing capacity	Readability	Repeatability, typical	Stabilization time, typical	Weighing pan size	Weighing chamber height*	Dimensions (W × D × H)	Calibration and adjustment	
	[g]	[mg]	[mg]	[s]	[mm]	[mm]	[mm]	Internal	External
BCA64i-1x	60	0,1	0,1	≤1,5	Ø 90	240	219×317×345	isoCAL	<input type="checkbox"/>
BCA64-1x	60	0,1	0,1	≤1,5	Ø 90	240	219×317×345		<input type="checkbox"/>
BCA124i-1x	120	0,1	0,1	≤1,5	Ø 90	240	219×317×345	isoCAL	<input type="checkbox"/>
BCA124-1x	120	0,1	0,1	≤1,5	Ø 90	240	219×317×345		<input type="checkbox"/>
BCA224i-1x	220	0,1	0,1	≤1,5	Ø 90	240	219×317×345	isoCAL	<input type="checkbox"/>
BCA224-1x	220	0,1	0,1	≤1,5	Ø 90	240	219×317×345		<input type="checkbox"/>
BCA324i-1x	320	0,1	0,1	≤1,5	Ø 90	240	219×317×345	isoCAL	<input type="checkbox"/>
BCE64i-1x	60	0.1	0.1	≤1.5	Ø 90	240	219×317×345	isoCAL	<input type="checkbox"/>
BCE64-1x	60	0.1	0.1	≤1.5	Ø 90	240	219×317×345		<input type="checkbox"/>
BCE124i-1x	120	0.1	0.1	≤1.5	Ø 90	240	219×317×345	isoCAL	<input type="checkbox"/>
BCE124-1x	120	0.1	0.1	≤1.5	Ø 90	240	219×317×345		<input type="checkbox"/>
BCE224i-1x	220	0.1	0.1	≤1.5	Ø 90	240	219×317×345	isoCAL	<input type="checkbox"/>
BCE224-1x	220	0.1	0.1	≤1.5	Ø 90	240	219×317×345		<input type="checkbox"/>

## Milligram balances

Model	Weighing capacity	Readability	Repeatability, typical	Stabilization time, typical	Weighing pan size	Weighing chamber height*	Dimensions (W × D × H)	Calibration and adjustment	
	[g]	[mg]	[mg]	[s]	[mm]	[mm]	[mm]	Internal	External
BCA223i-1x	220	1	1	≤1,0	Ø 120	240	219×317×345	isoCAL	<input type="checkbox"/>
BCA223-1x	220	1	1	≤1,0	Ø 120	240	219×317×345		<input type="checkbox"/>
BCA323i-1x	320	1	1	≤1,0	Ø 120	240	219×317×345	isoCAL	<input type="checkbox"/>
BCA323-1x	320	1	1	≤1,0	Ø 120	240	219×317×345		<input type="checkbox"/>
BCA423i-1x	420	1	1	≤1,0	Ø 120	240	219×317×345	isoCAL	<input type="checkbox"/>
BCA423-1x	420	1	1	≤1,0	Ø 120	240	219×317×345		<input type="checkbox"/>
BCA623i-1x	620	1	1	≤1,0	Ø 120	240	219×317×345	isoCAL	<input type="checkbox"/>
BCA623-1x	620	1	1	≤1,0	Ø 120	240	219×317×345		<input type="checkbox"/>
BCA1203i-1x	1.200	1	1	≤1,0	Ø 120	240	219×317×345	isoCAL	<input type="checkbox"/>
BCE223i-1x	220	1	1	≤1.0	Ø 120	240	219×317×345	isoCAL	<input type="checkbox"/>
BCE223-1x	220	1	1	≤1.0	Ø 120	240	219×317×345		<input type="checkbox"/>
BCE323i-1x	320	1	1	≤1.0	Ø 120	240	219×317×345	isoCAL	<input type="checkbox"/>
BCE323-1x	320	1	1	≤1.0	Ø 120	240	219×317×345		<input type="checkbox"/>
BCE423i-1x	420	1	1	≤1.0	Ø 120	240	219×317×345	isoCAL	<input type="checkbox"/>
BCE423-1x	420	1	1	≤1.0	Ø 120	240	219×317×345		<input type="checkbox"/>
BCE623i-1x	620	1	1	≤1.0	Ø 120	240	219×317×345	isoCAL	<input type="checkbox"/>
BCE623-1x	620	1	1	≤1.0	Ø 120	240	219×317×345		<input type="checkbox"/>
BCE653i-1x	650	1	1	≤1.0	Ø 120	50	219×317×145	isoCAL	<input type="checkbox"/>
BCE653-1x	650	1	1	≤1.0	Ø 120	50	219×317×145		<input type="checkbox"/>

# Precision balances

Model	Weighing capacity	Readability	Repeatability, typical	Stabilization time, typical	Weighing pan size	Weighing chamber height*	Dimensions (W × D × H)	Calibration and adjustment	
	[g]	[mg]	[mg]	[s]	[mm]	[mm]	[mm]	Internal	External
BCA822i-1x	820	10	10	≤0,9	182×182		219×317×94	isoCAL	<input type="checkbox"/>
BCA822-1x	820	10	10	≤0,9	182×182		219×317×94		<input type="checkbox"/>
BCA1202i-1x	1.200	10	10	≤0,9	182×182		219×317×94	isoCAL	<input type="checkbox"/>
BCA1202-1x	1.200	10	10	≤0,9	182×182		219×317×94		<input type="checkbox"/>
BCA2202i-1x	2.200	10	10	≤0,9	182×182		219×317×94	isoCAL	<input type="checkbox"/>
BCA2202-1x	2.200	10	10	≤0,9	182×182		219×317×94		<input type="checkbox"/>
BCA3202i-1x	3.200	10	10	≤0,9	182×182		219×317×94	isoCAL	<input type="checkbox"/>
BCA3202-1x	3.200	10	10	≤0,9	182×182		219×317×94		<input type="checkbox"/>
BCA4202i-1x	4.200	10	10	≤0,9	182×182		219×317×94	isoCAL	<input type="checkbox"/>
BCA4202-1x	4.200	10	10	≤0,9	182×182		219×317×94		<input type="checkbox"/>
BCA6202i-1x	6.200	10	10	≤0,9	182×182		219×317×94	isoCAL	<input type="checkbox"/>
BCA6202-1x	6.200	10	10	≤0,9	182×182		219×317×94		<input type="checkbox"/>
BCA2201i-1x	2.200	100	100	≤0,9	182×182		219×317×94	isoCAL	<input type="checkbox"/>
BCA2201-1x	2.200	100	100	≤0,9	182×182		219×317×94		<input type="checkbox"/>
BCA5201i-1x	5.200	100	100	≤0,9	182×182		219×317×94	isoCAL	<input type="checkbox"/>
BCA5201-1x	5.200	100	100	≤0,9	182×182		219×317×94		<input type="checkbox"/>
BCA8201i-1x	8.200	100	100	≤0,9	182×182		219×317×94	isoCAL	<input type="checkbox"/>
BCA8201-1x	8.200	100	100	≤0,9	182×182		219×317×94		<input type="checkbox"/>
BCA10201i-1x	10.200	100	100	≤0,9	182×182		219×317×94	isoCAL	<input type="checkbox"/>
BCA10201-1x	10.200	100	100	≤0,9	182×182		219×317×94		<input type="checkbox"/>
BCA12201i-1x	12.200	100	100	≤0,9	182×182		219×317×94	isoCAL	<input type="checkbox"/>
BCA12201-1x	12.200	100	100	≤0,9	182×182		219×317×94		<input type="checkbox"/>
BCE622i-1x	620	10	10	≤0,9	182×182		219×317×94	isoCAL	<input type="checkbox"/>
BCE622-1x	620	10	10	≤0,9	182×182		219×317×94		<input type="checkbox"/>
BCE822i-1x	820	10	10	≤0,9	182×182		219×317×94	isoCAL	<input type="checkbox"/>
BCE822-1x	820	10	10	≤0,9	182×182		219×317×94		<input type="checkbox"/>
BCE1202i-1x	1,200	10	10	≤0,9	182×182		219×317×94	isoCAL	<input type="checkbox"/>
BCE1202-1x	1,200	10	10	≤0,9	182×182		219×317×94		<input type="checkbox"/>
BCE2202i-1x	2,200	10	10	≤0,9	182×182		219×317×94	isoCAL	<input type="checkbox"/>
BCE2202-1x	2,200	10	10	≤0,9	182×182		219×317×94		<input type="checkbox"/>
BCE3202i-1x	3,200	10	10	≤0,9	182×182		219×317×94	isoCAL	<input type="checkbox"/>
BCE3202-1x	3,200	10	10	≤0,9	182×182		219×317×94		<input type="checkbox"/>
BCE4202i-1x	4,200	10	10	≤0,9	182×182		219×317×94	isoCAL	<input type="checkbox"/>
BCE4202-1x	4,200	10	10	≤0,9	182×182		219×317×94		<input type="checkbox"/>
BCE6202i-1x	6,200	10	10	≤0,9	182×182		219×317×94	isoCAL	<input type="checkbox"/>
BCE6202-1x	6,200	10	10	≤0,9	182×182		219×317×94		<input type="checkbox"/>
BCE2201i-1x	2,200	100	100	≤0,9	182×182		219×317×94	isoCAL	<input type="checkbox"/>
BCE2201-1x	2,200	100	100	≤0,9	182×182		219×317×94		<input type="checkbox"/>
BCE5201i-1x	5,200	100	100	≤0,9	182×182		219×317×94	isoCAL	<input type="checkbox"/>
BCE5201-1x	5,200	100	100	≤0,9	182×182		219×317×94		<input type="checkbox"/>
BCE8201i-1x	8,200	100	100	≤0,9	182×182		219×317×94	isoCAL	<input type="checkbox"/>
BCE8201-1x	8,200	100	100	≤0,9	182×182		219×317×94		<input type="checkbox"/>
BCE6200i-1x	6,200	1,000	1,000	≤0,9	182×182		219×317×94	isoCAL	<input type="checkbox"/>
BCE6200-1x	6,200	1,000	1,000	≤0,9	182×182		219×317×94		<input type="checkbox"/>
BCE8200i-1x	8,200	1,000	1,000	≤0,9	182×182		219×317×94	isoCAL	<input type="checkbox"/>
BCE8200-1x	8,200	1,000	1,000	≤0,9	182×182		219×317×94		<input type="checkbox"/>

\* upper edge of the weighing pan to the lower edge of the upper draft shield panel  
x = term for country-specific models



# WolfLabs

**Pricing on any accessories shown can be found by keying the part number into the search box on our website.**

The specifications listed in this brochure are subject to change by the manufacturer and therefore cannot be guaranteed to be correct. If there are aspects of the specification that must be guaranteed, please provide these to our sales team so that details can be confirmed.

**[www.wolflabs.co.uk](http://www.wolflabs.co.uk)**

**Tel : 01759 301142**

**Fax : 01759 301143**

**[sales@wolflabs.co.uk](mailto:sales@wolflabs.co.uk)**

Please contact us if this literature doesn't answer all your questions.